


SIGNALS BY THE REFEREE



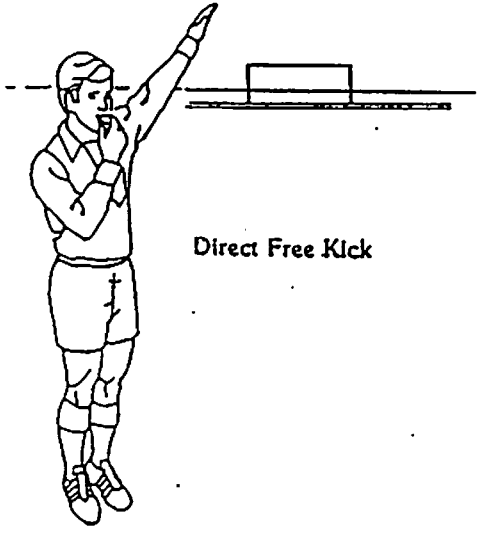
Play on—
Advantage




Indirect
Free Kick




Goal Kick



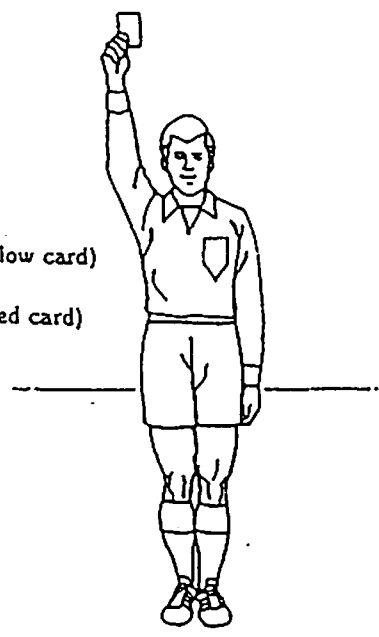
Direct Free Kick



Penalty Kick



Corner Kick



Caution (yellow card)
or
Ejection (red card)

What does the coach do if he/she finds them self with a referee(s) that appears to be unable to handle a game?

What does the coach do if he/she thinks the other coach is out of compliance with the stated guidelines for on the field behavior?

- 1 - Make sure the referee has been afforded the proper environment to officiate.
 - 2 - Remember that the referee is also an individual who is trying to do the best job that he/she can. Sometimes the referee will be in the center for the first time. They have to start somewhere and sometime. A little positive reinforcement for them could go a long way.
 - 3 - Realize that the referee is a partner with the coach. Everyone want to win, but sportsmanship and love for the spot should be foremost.
 - 4 - If all factors are considered and relief is what is needed, please send someone to the referee room for assistance. An ego is a fragile thing in a young/new referee. Let's not damage or lose a referee.
 - 5 - Most importantly, please encourage everyone to get into the game. Encourage everyone to conduct themselves as role models for our youngsters and new soccer family members. Remember the greatest teaching tool is lead by example
- Soccer is built upon the premise of FAIR PLAY for all and a code of exemplary sporting behavior. The accepted courtesies practiced in the game of soccer by the majority are of a respect for the "Beautiful Game". Get the fever and the spirit and pass it on.